

## PRODUCT INFORMATION AND SPECIFICATION SHEET

---

### ELLIPSE KEYPADS – 144 MM



## ELLIPSE KEYPADS – 144 MM || PRODUCT INFORMATION

### DESCRIPTION

Ellipse collection push buttons and toggles for use with lighting control / home automation systems. Compatible systems include Crestron, Control4, Lutron HomeWorks, Savant and Vantage.

Made in France.

### PERSONALIZED PLATE DETAILS

#### FINISHES

Cover plates are made-to-order in any of the finishes included in the [Meljac Finish Catalog](#). Meljac offers over 30 finishes in materials including chrome, copper, gunmetal, nickel, brass and bronze.

Powdercoating is available in any specification from the [RAL Color Chart](#).

Custom-matched finish options are also available, dependent upon project size and finish details.

#### MECHANISM OPTIONS

Low-voltage momentary dry contact toggles and push buttons for use in class-2 wiring circuits only.

- BP - Momentary Push Button ("normally-open"). One contact closure.
- INV - Three-position toggle switch, returns to center position. Two contact closures ("UP" and "DOWN").

Mechanisms can be combined and configured according to project control needs.

Note: Additional low-voltage control options available. Contact MNA for more information.

#### TOGGLE SHAPE

- Ellipse Classique: concave toggle end
- Ellipse Seattle: convex toggle end

#### MECHANISM FINISH

- Standard Chrome - default for copper, chrome, nickel and gunmetal plates
- Standard Brass - default for brass and bronze plates
- Polished Chrome
- Polished Brass
- Matched to plate finish - premium option; see [Finish Catalog](#) for available finishes.

#### SCREW TYPE

- Visible - Torx Head
- Visible - Slot Head
- Hidden

#### EDGE TYPE

- Beveled
- Straight

#### LED FEEDBACK

- Illuminated Toggle
- 3 mm or 8 mm LED Indicators
- Backlit Engravings (12V or 24V remote power required.)

#### ENGRAVINGS

Default: 3 mm / Arial Font / Mechanical Style  
9 characters per line + 2 lines per mechanism  
See [MNA Engraving Options](#) for more details.

### BACK BOX

Recommended: MELUS14482 metal new construction box

Alternate Option: MEL14280 plastic cut-in box

See [Plate Size and Back Box Guide](#) for options.

### CERTIFICATION

Conforms to UL 916 and CSA-C22.2 No. 205-12 IP20



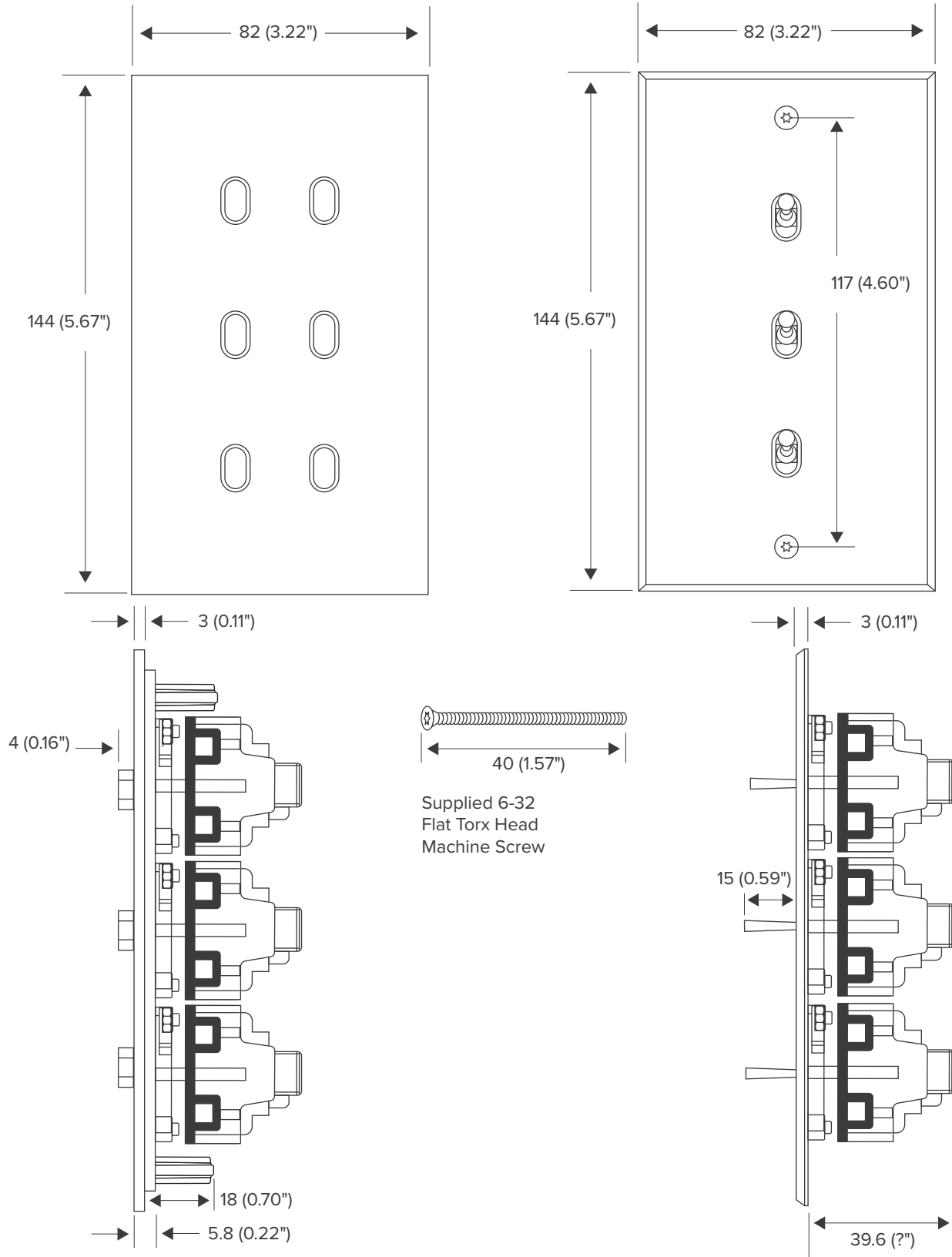
### CARE / CLEANING INSTRUCTIONS

To protect the integrity of the finish, no chemicals or cleaning solutions should ever be used. Dry dust rags or microfiber cloths only.

# ELLIPSE KEYPADS – 144 MM || DIMENSIONAL DRAWINGS

## DIMENSIONAL DRAWINGS

Measurements: mm (inches)

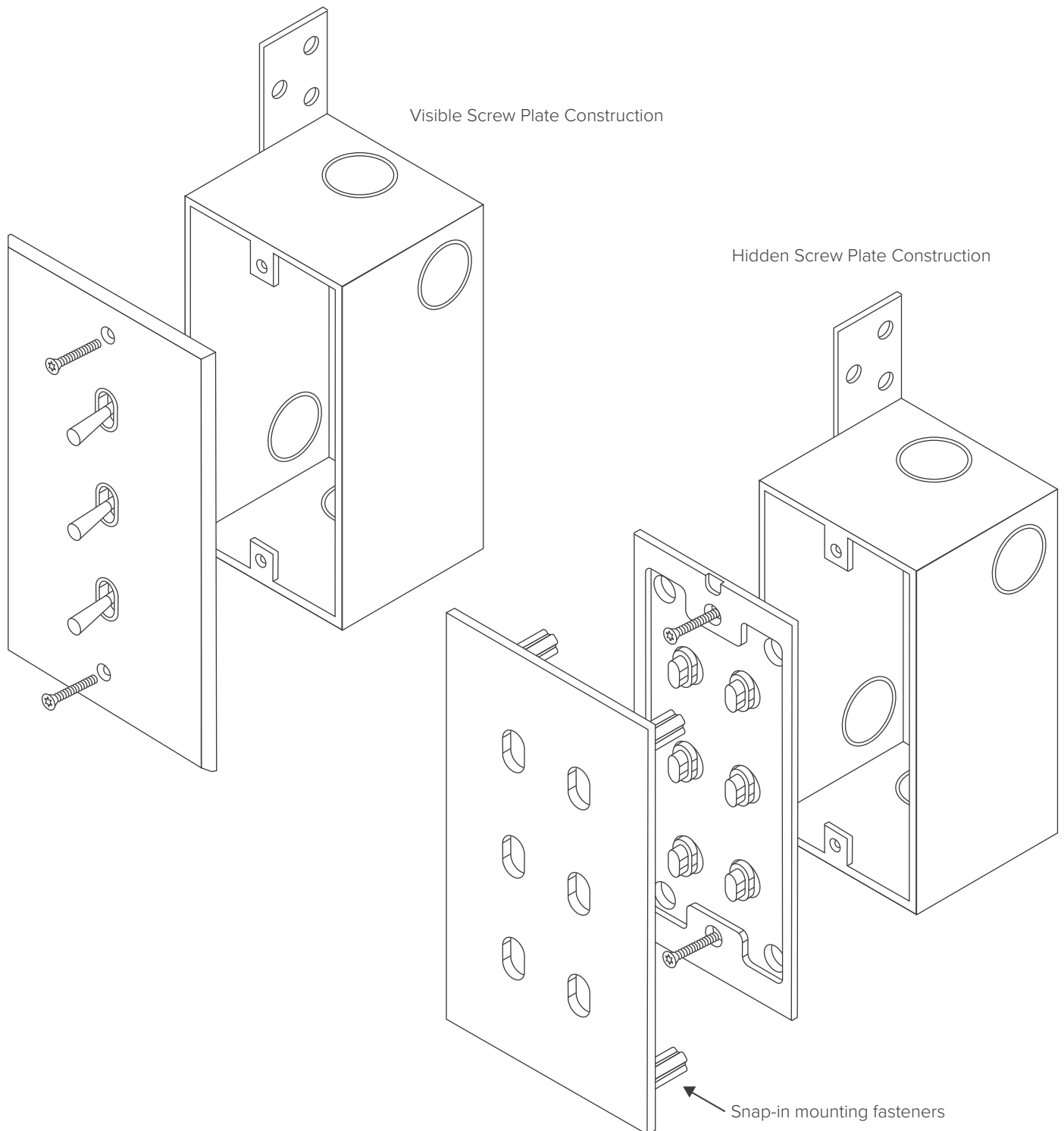


## ELLIPSE KEYPADS – 144 MM || MOUNTING DRAWINGS

### BACK BOX

MELUS14482

See our [Plate Size & Back Box Reference Guide](#) for more information.



# ELLIPSE KEYPADS – 144 MM || SPECIFICATION SHEET

**PROJECT NAME:** \_\_\_\_\_

**SPECIFIER:** \_\_\_\_\_

**PLATE FINISH:** \_\_\_\_\_

<p><b>SCREW TYPE</b> <small>Select one</small></p> <p><input type="checkbox"/> Visible - Torx Head</p> <p><input type="checkbox"/> Visible - Slot Head</p> <p><input type="checkbox"/> Hidden</p>	<p><b>PLATE ORIENTATION</b> <small>Select one</small></p> <p><input type="checkbox"/> Vertical</p> <p><input type="checkbox"/> Horizontal</p>	<p><b>EDGE TYPE</b> <small>Select one</small></p> <p><input type="checkbox"/> Beveled</p> <p><input type="checkbox"/> Straight</p>	<p><b>BACK BOX</b> <small>Select one</small></p> <p><input type="checkbox"/> MELUS14482 (metal / new construction)</p> <p><input type="checkbox"/> MEL14280 (plastic cut-in box)</p>
---	---	--	--

## MECHANISMS

**MECHANISM (TOGGLE / PUSH BUTTON) FINISHES** Select one

- Standard Chrome - default for copper, chrome, nickel and gunmetal plates
- Standard Brass - default for brass and bronze plates
- Polished Chrome
- Polished Brass
- Matched to plate finish - premium option; see [Finish Catalog](#)





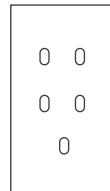
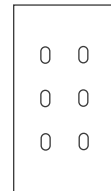
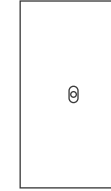
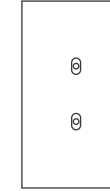
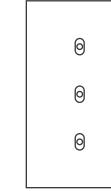
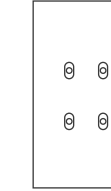



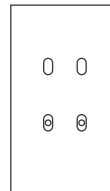
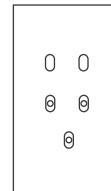
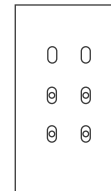
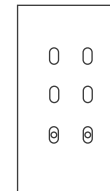
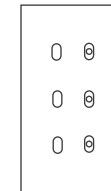
**SHAPE**

- Ellipse Toggle
- Seattle Toggle
- Push Button

**BACKLIGHT** Select one

- Back-lit Toggle
- No Backlight

**TOGGLE / PUSH BUTTON CONFIGURATIONS** Select one

									
<input type="checkbox"/> 1 BP	<input type="checkbox"/> 2 BP	<input type="checkbox"/> 3 BP	<input type="checkbox"/> 4 BP	<input type="checkbox"/> 5 BP	<input type="checkbox"/> 6 BP	<input type="checkbox"/> 1 INV	<input type="checkbox"/> 2 INV	<input type="checkbox"/> 3 INV	<input type="checkbox"/> 4 INV
									
<input type="checkbox"/> 5 INV	<input type="checkbox"/> 6 INV	<input type="checkbox"/> 1 BP + 1 INV	<input type="checkbox"/> 2 BP + 2 INV	<input type="checkbox"/> 2 BP + 3 INV	<input type="checkbox"/> 2 BP + 4 INV	<input type="checkbox"/> 4 BP + 2 INV	<input type="checkbox"/> 3 BP + 3 INV		

Notes:

- 1) Vertical configurations may also be specified with a horizontal plate orientation.
- 2) if an alternate configuration is desired, please contact Meljac North America for confirmation.

## ELLIPSE KEYPADS – 144 MM || SPECIFICATION SHEET

---

### ENGRAVINGS

**PLACEMENT**    Select one

- Above Mechanism
- Below Mechanism
- No Engravings

**STYLE**    Select one

- Mechanical
- Resin-filled: RAL Color \_\_\_\_\_
- Screen-Printed
- Back-lit

**FONT**    Select one

- Arial
- Helvetica
- Custom \_\_\_\_\_

**SIZE**    Select one

- 3 mm
- 3.5 mm
- 4 mm
- Custom \_\_\_\_\_