

ELLIPSE KEYPADS – 144 MM || SPECIFICATION SHEET

PROJECT NAME: _____

SPECIFIER: _____

PLATE FINISH: _____

| | | | |
|---|---|--|--|
| <p>SCREW TYPE <small>Select one</small></p> <p><input type="checkbox"/> Visible - Torx Head</p> <p><input type="checkbox"/> Visible - Slot Head</p> <p><input type="checkbox"/> Hidden</p> | <p>PLATE ORIENTATION <small>Select one</small></p> <p><input type="checkbox"/> Vertical</p> <p><input type="checkbox"/> Horizontal</p> | <p>EDGE TYPE <small>Select one</small></p> <p><input type="checkbox"/> Beveled</p> <p><input type="checkbox"/> Straight</p> | <p>BACK BOX <small>Select one</small></p> <p><input type="checkbox"/> MELUS14482 (metal / new construction)</p> <p><input type="checkbox"/> MEL14280 (plastic cut-in box)</p> |
|---|---|--|--|

MECHANISMS

MECHANISM (TOGGLE / PUSH BUTTON) FINISHES Select one

- Standard Chrome - default for copper, chrome, nickel and gunmetal plates
- Standard Brass - default for brass and bronze plates
- Polished Chrome
- Polished Brass
- Matched to plate finish - premium option; see [Finish Catalog](#)





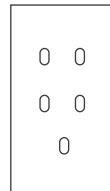
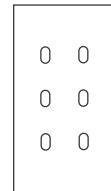
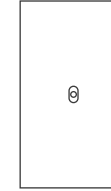
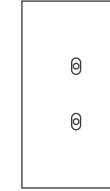
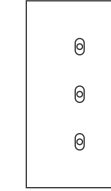
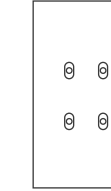



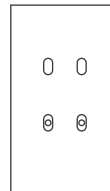
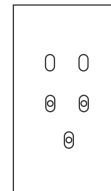
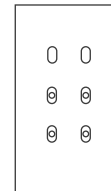
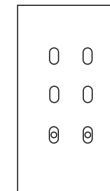
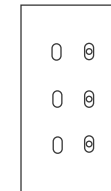
SHAPE

- Ellipse Toggle
- Seattle Toggle
- Push Button

BACKLIGHT Select one

- Back-lit Toggle
- No Backlight

TOGGLE / PUSH BUTTON CONFIGURATIONS Select one

| | | | | | | | | | |
|--|---|---|---|---|--|---|---|---|---|
|  |  |  |  |  |  |  |  |  |  |
| <input type="checkbox"/> 1 BP | <input type="checkbox"/> 2 BP | <input type="checkbox"/> 3 BP | <input type="checkbox"/> 4 BP | <input type="checkbox"/> 5 BP | <input type="checkbox"/> 6 BP | <input type="checkbox"/> 1 INV | <input type="checkbox"/> 2 INV | <input type="checkbox"/> 3 INV | <input type="checkbox"/> 4 INV |
|  |  |  |  |  |  |  |  | | |
| <input type="checkbox"/> 5 INV | <input type="checkbox"/> 6 INV | <input type="checkbox"/> 1 BP + 1 INV | <input type="checkbox"/> 2 BP + 2 INV | <input type="checkbox"/> 2 BP + 3 INV | <input type="checkbox"/> 2 BP + 4 INV | <input type="checkbox"/> 4 BP + 2 INV | <input type="checkbox"/> 3 BP + 3 INV | | |

Notes:

- 1) Vertical configurations may also be specified with a horizontal plate orientation.
- 2) if an alternate configuration is desired, please contact Meljac North America for confirmation.

ELLIPSE KEYPADS – 144 MM || SPECIFICATION SHEET

ENGRAVINGS

PLACEMENT Select one

- Above Mechanism
- Below Mechanism
- No Engravings

STYLE Select one

- Mechanical
- Resin-filled: RAL Color _____
- Screen-Printed
- Back-lit

FONT Select one

- Arial
- Helvetica
- Custom _____

SIZE Select one

- 3 mm
- 3.5 mm
- 4 mm
- Custom _____