

ELLIPSE KEYPADS – 82 MM || SPECIFICATION SHEET

PROJECT NAME: _____

SPECIFIER: _____

PLATE FINISH: _____

SCREW TYPE Select one

- Visible - Torx Head
- Visible - Slot Head
- Hidden

EDGE TYPE Select one

- Beveled
- Straight

BACK BOX Select one

- MELUS8282R (metal ring for standard 4S junction box)
- MEL8080 (plastic cut-in box)

MECHANISMS

MECHANISM (TOGGLE / PUSH BUTTON) FINISHES Select one

- Standard Chrome - default for copper, chrome, nickel and gunmetal plates
- Standard Brass - default for brass and bronze plates
- Polished Chrome
- Polished Brass
- Matched to plate finish - premium option; see [Finish Catalog](#)

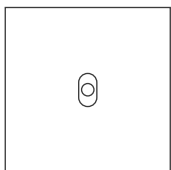
SHAPE

- Ellipse Toggle
- Seattle Toggle
- Push Button

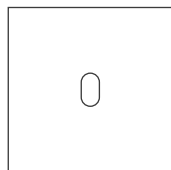
BACKLIGHT Select one

- Back-lit Toggle
- No Backlight

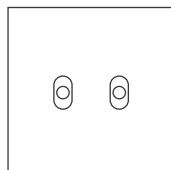
TOGGLE / PUSH BUTTON CONFIGURATIONS Select one



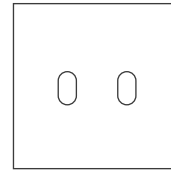
1 INV



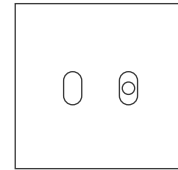
1 BP



2 INV



2 BP



1 BP+1 INV

Note: if an alternate configuration is required, please contact Meljac North America for confirmation.

ENGRAVINGS

PLACEMENT Select one

- Above Mechanism
- Below Mechanism
- No Engravings

STYLE Select one

- Mechanical
- Resin-filled: RAL Color _____
- Screen-Printed
- Back-lit

FONT Select one

- Arial
- Helvetica
- Custom _____

SIZE Select one

- 3 mm
- 3.5 mm
- 4 mm
- Custom _____