

DECORA COVER PLATES || SPECIFICATION SHEET

PROJECT NAME: _____

SPECIFIER: _____

PLATE FINISH: _____

QUANTITY: _____

SCREW TYPE Select one

- ☐ Visible - Torx Head
- ☐ Visible - Slot Head
- ☐ Hidden

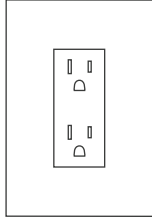

PLATE ORIENTATION Select one

- ☐ Vertical
- ☐ Horizontal

EDGE TYPE Select one

- ☐ Beveled
- ☐ Straight


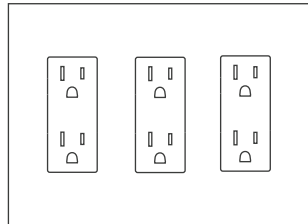

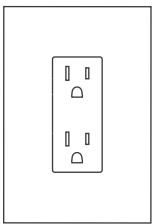
CUT-OUT STYLE Select one



☐ Decorator

☐ Lutron New Architectural

NUMBER OF CUT-OUTS Select one



☐ Single cut-out

☐ Two cut-outs

☐ Three cut-outs

☐ Four cut-outs